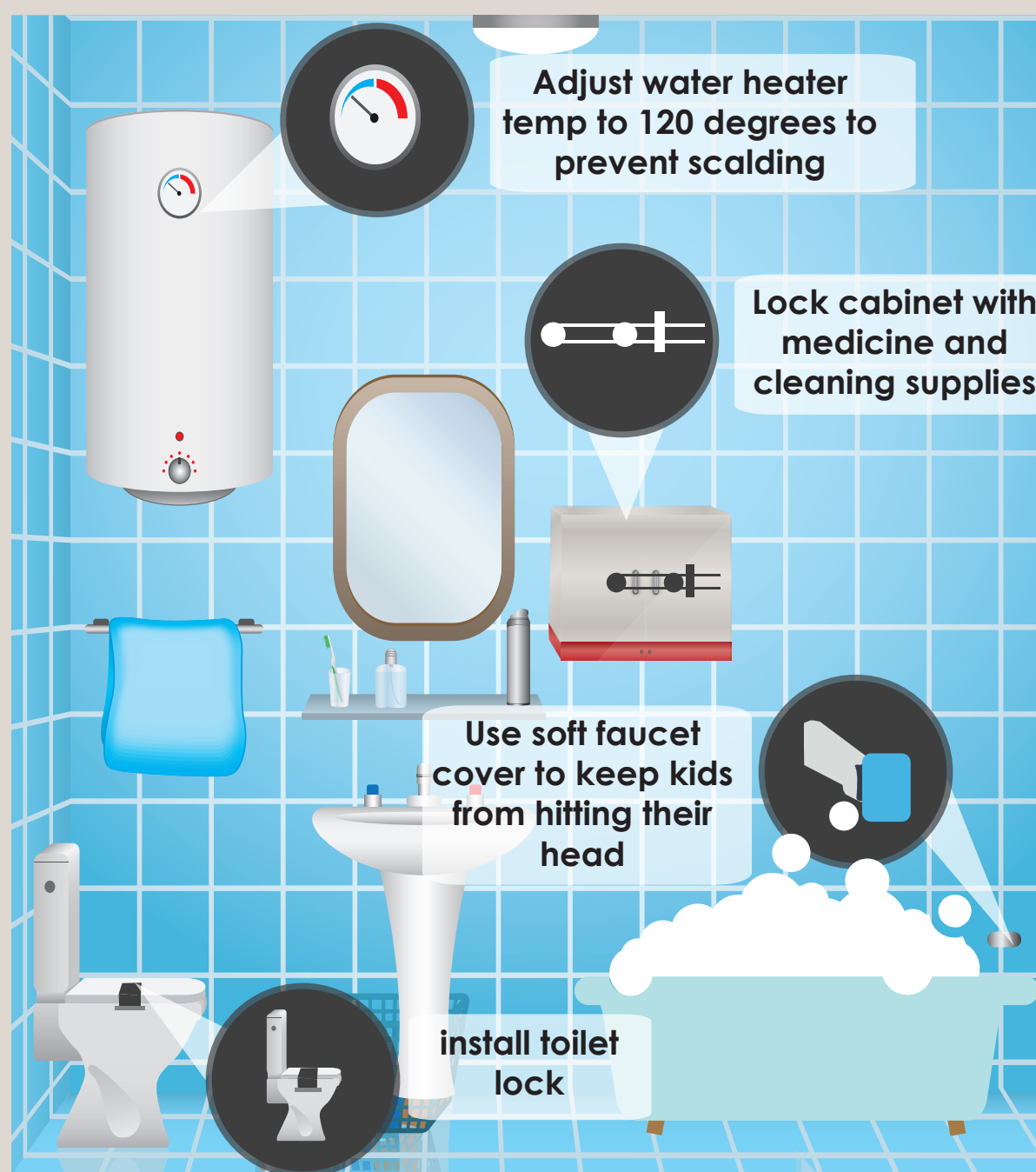


TOP TIPS FOR CHILDPROOFING YOUR HOME

BLINDS.COM

Got a little one on the way? Make your home the perfect place for them to learn and grow with these top baby-proofing tips.



Adjust water heater temp to 120 degrees to prevent scalding

Lock cabinet with medicine and cleaning supplies

Use soft faucet cover to keep kids from hitting their head

Install toilet lock



Install curtain rods into studs, not just drywall

Use clip drapery rings so fabric will release if kids tug on curtains.

Place window guards on windows if you open them for a breeze

Choose safer window treatments with no exposed cords like cordless cellular shades, shutters, draperies and cordless roller shades.

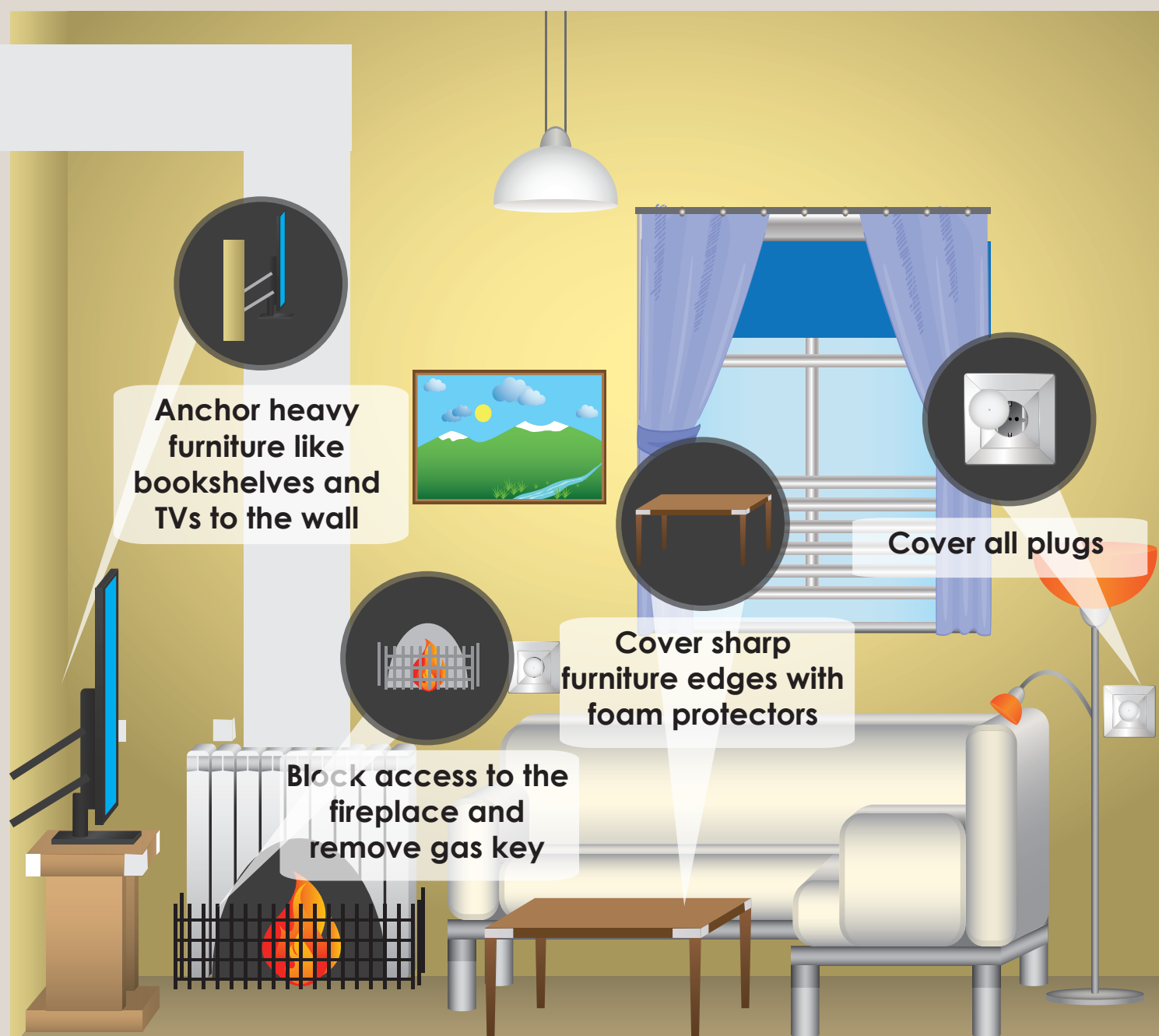
Block stair railing with openings greater than 4"



Anchor dresser to wall

Don't hang photos or shelves on wall over crib

Don't place crib near windows where blinds or shades are in reach




Anchor heavy furniture like bookshelves and TVs to the wall

Cover all plugs

Cover sharp furniture edges with foam protectors

Block access to the fireplace and remove gas key



Block top and bottom of stairs with gates



Keep cleaning supplies in a locked cabinet

Install locks on cabinets and drawers

Install locks on stove knobs

Install locks on large appliances (fridge, oven, dishwasher)

brought to you by

BLINDS.COM